



THE COLLEGE OF
OPTOMETRISTS

Stage Two

Overarching case scenario 104

R104

AGE AND GENDER 24 years, Female

ETHNIC BACKGROUND Caucasian

OCCUPATION AND HOBBIES Full time mother of two young children likes reading and swimming.
Driver

PRESENTING SYMPTOMS AND HISTORY Sore red right eye for last two days, doesn't seem to be improving. Went swimming 3 days ago with children. GP advised eye examination. Vision usually good for both distance and reading but right eye blurry now.

GENERAL HEALTH AND MEDICATION Oral contraceptive pill.

PRESENT Rx, CENTRATION AND ACUITIES No spectacles.

PD/NCD 58/55 mm

VISION R 6/12 L 6/5

REFRACTION R +0.75/-0.25 x 175 L +0.75/-0.50 x 10

VA Distance R 6/12 L 6/5

Near R N8 L N5

ACCOMMODATION R 11.00 D L 11.00 D Binoc.11.00D

BINOCULAR STATUS D 3 Δ XOP N 4Δ XOP : Distance and Near Mallett no slip H or V

MOTILITY Full, no diplopia

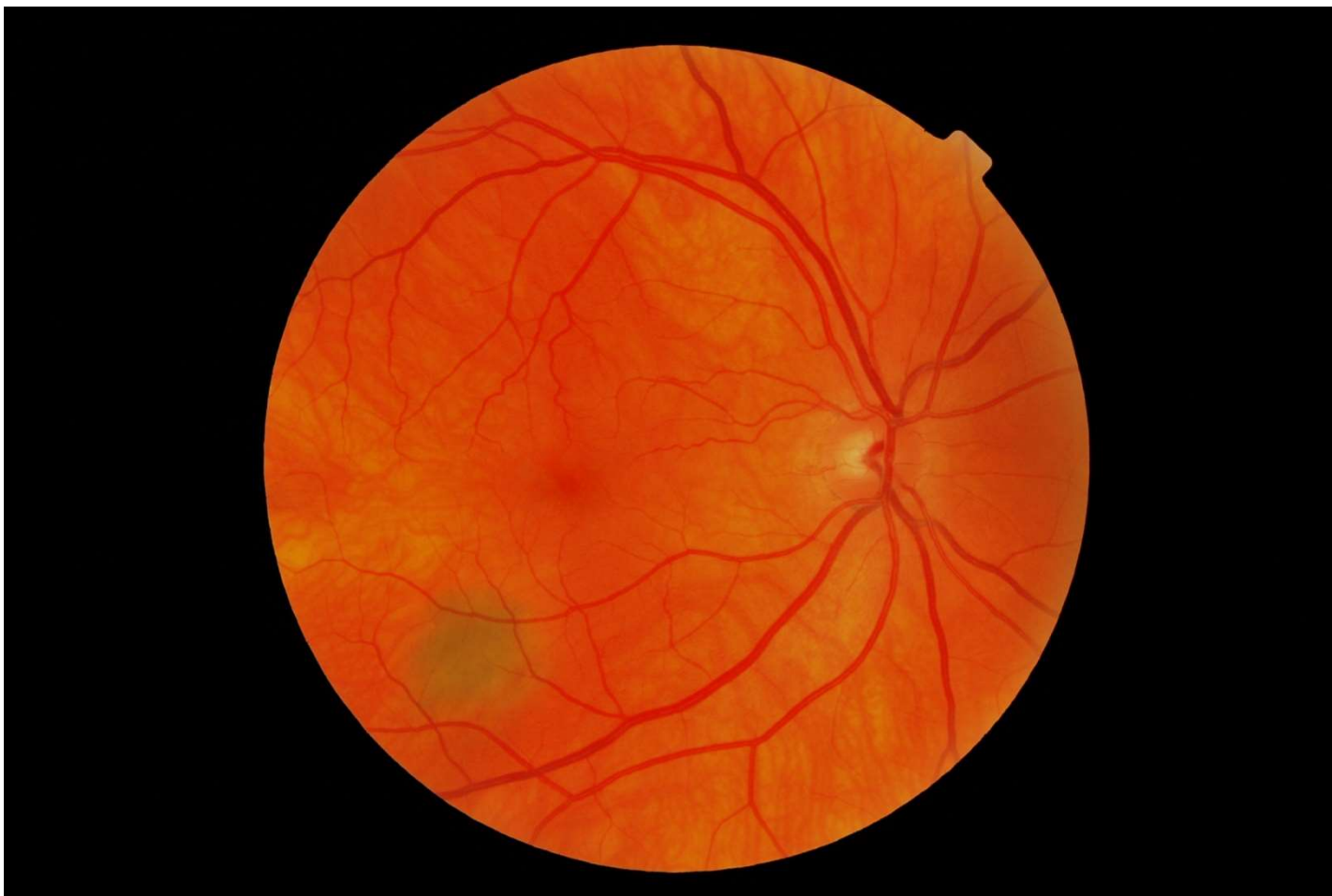
CONVERGENCE 8cm

PUPIL REACTIONS D, N, C full but slow. No RAPD

FUNDUS EXAMINATION see attached

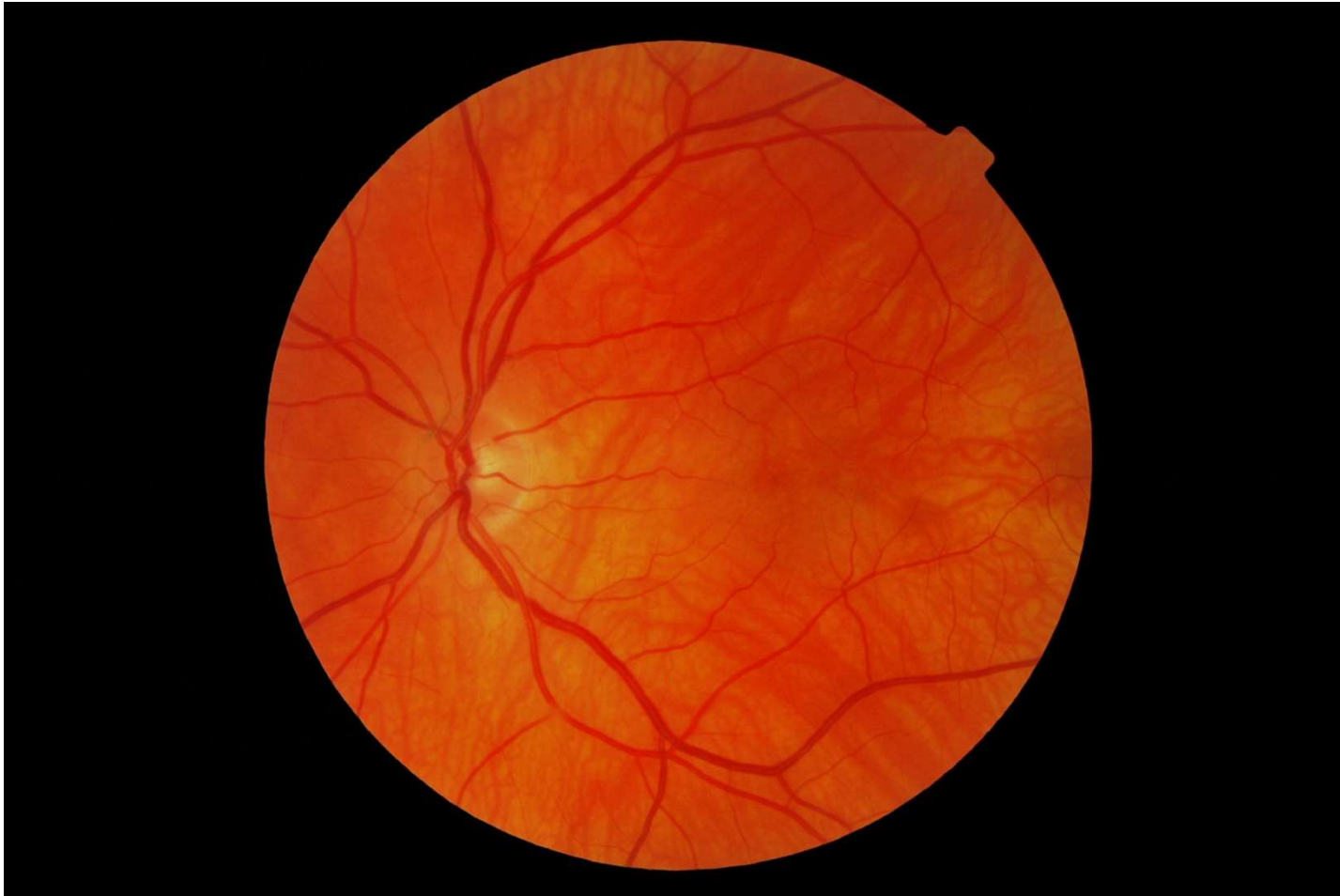
EXTERNAL EYE EXAMINATION RE see attached. LE normal

Fundus RE



R104

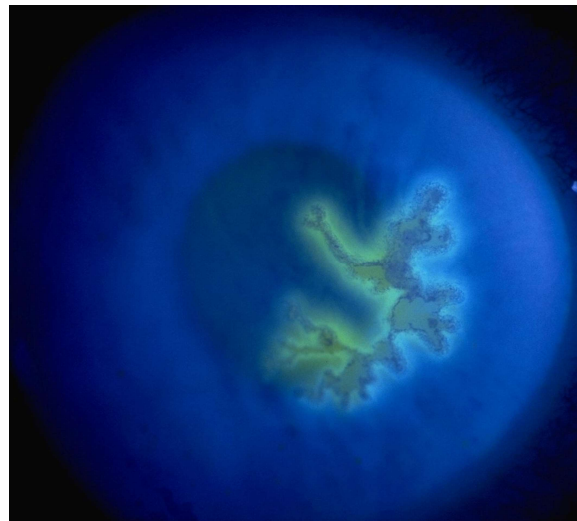
Fundus LE



R104

RE External View

R Cornea stained with fluorescein



R104